

## Contact Information

<b>USA</b>
Phone: 1.800.343.4912
Fax: 971.327.2777
E-Mail: <a href="mailto:info_service@Coherent.com">info_service@Coherent.com</a>
<b>Europe</b>
Phone: +49-6071-968-0
Fax: +49-6071-968-499
E-Mail: <a href="mailto:info_service@Coherent.com">info_service@Coherent.com</a>
<b>International</b>
Phone: 971.327.2700
Fax: 971.327.2777
E-Mail: <a href="mailto:info_service@Coherent.com">info_service@Coherent.com</a>

For the latest Customer Service information, refer to our website: [www.Coherent.com](http://www.Coherent.com).

Coherent and the Coherent Logo are registered trademarks of Coherent, Inc. FieldMaxII is a trademark of Coherent, Inc.

FieldMaxII™ Rechargeable Battery Pack Quick Reference Guide

© Coherent, Inc. 3/2008. Printed in the U.S.A.

Part No. 1086346, Rev. AB

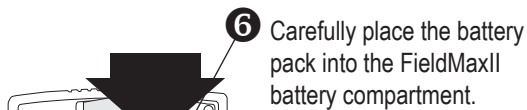
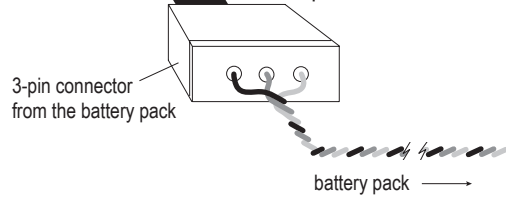

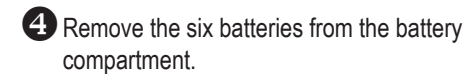
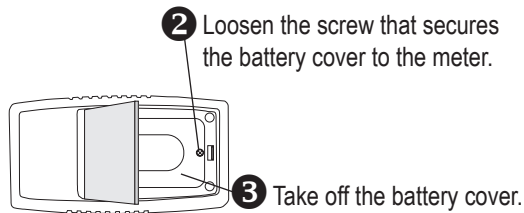
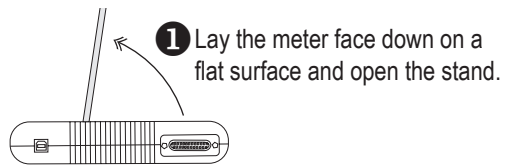
## *Quick Reference Guide FieldMaxII™ Rechargeable Battery Pack*



This Quick Reference guide explains how to install and maintain the FieldMaxII Rechargeable Battery Pack (item number 1092395). This guide also includes product specifications and information on how to contact Coherent Customer Service.

## Installing the Battery Pack

Use the following procedure to install the battery pack into the FieldMaxII unit.



## Charging the Battery Pack for the First Time

Before using the battery pack for the first time, the battery pack must be charged for *at least* 16 hours. This procedure ensures that the battery pack is fully-charged on the first cycle.

## Recharging

The battery pack is recharged through an internal charger in the FieldMaxII unit. This internal charger is powered by the FieldMaxII AC adapter. Whenever the AC adapter is in use, the battery pack is being charged.

FieldMaxII uses what is known as a “smart” charger. Smart charger measures the condition of the battery pack and decides if it should be fast charged, top-off charged, or trickle charged. This capability keeps the battery pack from being damaged by overcharging.

The FieldMaxII Battery annunciator flashes on and off whenever power in the battery pack is low (the *FieldMaxII User Manual* discusses the Battery annunciator in detail). Once the annunciator starts flashing, there is approximately 15 minutes of battery life remaining. At this point, plug in the AC adapter. This allows FieldMaxII to operate on AC power and, at the same time, start recharging the battery pack.

## Specifications

PARAMETER	DESCRIPTION
Type	Nickel Metal Hydride (NiMH)
Voltage	7.2V
Operating Time (approx.)	8 hr. (when fully charged)
Recharge Time (approx.)	3 hr.
Max. Charging Cycles	> 500
Size	14.5 x 28.7 x 87 mm (six <sup>2</sup> / <sub>3</sub> AA cells)
Weight	100 g