


# Fiber-Coupled Diode Laser Module

878.6 nm, 75 W, VBG,  
Conduction-Cooled, Single Emitter-Based



OPTICAL PARAMETERS <sup>1</sup>	I5F-HS13.2
Center Wavelength Range <sup>3</sup> (nm)	878.6
Center Wavelength Tolerance <sup>3</sup> (nm)	±0.6
Output Power <sup>2</sup> (W)	75
Spectral Width (90% power content) (nm)	<1
Wavelength Temp. Coefficient (nm/°C)	0.01
Slope Efficiency (W/A)	>4
Numerical Aperture (NA)	>90% (typ. 95%) in 0.15
FIBER PARAMETERS <sup>5</sup>	
Fiber Core Diameter (μm)	400 ±10
Fiber Clad Diameter (μm)	480 ±10
Fiber Coating Diameter (μm)	830 ± 50
Fiber Loose Tubing Diameter (mm)	2.2
Numerical Aperture <sup>3</sup> (NA)	0.22 ±0.02
Fiber Length (m)	1.5
Fiber Termination	SMA905
ELECTRICAL PARAMETERS <sup>1</sup>	
Power Conversion Efficiency (%)	>45% (typ. 50%)
Threshold Current (I <sub>TH</sub> ) (A)	<4
Operating Current (I <sub>OP</sub> ) (A)	<20 (typ. 18)
Operating Voltage (V <sub>OP</sub> ) (V) max.	10
THERMAL PARAMETERS	
Operating Temperature Range <sup>3,4</sup> (°C)	+20 to +30
Storage Temperature Range <sup>4</sup> (°C)	0 to +55
Recommended Heatsink Capacity (W)	100
Maximum Soldering Temperature for Electrical Leads (°C)	320
Maximum Soldering Time per Lead (s)	10

<sup>1</sup> Data at 25°C base plate temperature.

<sup>2</sup> Reduced lifetime if used above nominal operating conditions.


<sup>3</sup> Others available upon request.

<sup>4</sup> A non-condensing environment is required for storage and operation below the ambient dew point.

<sup>5</sup> Non-detachable fiber.

# Fiber-Coupled Diode Laser Module

885 nm, 75 W, VBG,  
Conduction-Cooled, Single Emitter-Based



OPTICAL PARAMETERS <sup>1</sup>	I5F-HS13.2
Center Wavelength Range <sup>3</sup> (nm)	885
Center Wavelength Tolerance <sup>3</sup> (nm)	±0.6
Output Power <sup>2</sup> (W)	75
Spectral Width (90% power content) (nm)	<1
Wavelength Temp. Coefficient (nm/°C)	0.01
Slope Efficiency (W/A)	>4
Numerical Aperture (NA)	>90% (typ. 95%) in 0.15
FIBER PARAMETERS <sup>5</sup>	
Fiber Core Diameter (μm)	400 ±10
Fiber Clad Diameter (μm)	480 ±10
Fiber Coating Diameter (μm)	830 ± 50
Fiber Loose Tubing Diameter (mm)	2.2
Numerical Aperture <sup>3</sup> (NA)	0.22 ±0.02
Fiber Length (m)	1.5
Fiber Termination	SMA905
ELECTRICAL PARAMETERS <sup>1</sup>	
Power Conversion Efficiency (%)	>45% (typ. 50%)
Threshold Current (I <sub>TH</sub> ) (A)	<4
Operating Current (I <sub>OP</sub> ) (A)	<20 (typ. 18)
Operating Voltage (V <sub>OP</sub> ) (V) max.	10
THERMAL PARAMETERS	
Operating Temperature Range <sup>3,4</sup> (°C)	+20 to +30
Storage Temperature Range <sup>4</sup> (°C)	0 to +55
Recommended Heatsink Capacity (W)	100
Maximum Soldering Temperature for Electrical Leads (°C)	320
Maximum Soldering Time per Lead (s)	10

<sup>1</sup> Data at 25°C base plate temperature.

<sup>2</sup> Reduced lifetime if used above nominal operating conditions.


<sup>3</sup> Others available upon request.

<sup>4</sup> A non-condensing environment is required for storage and operation below the ambient dew point.

<sup>5</sup> Non-detachable fiber.

# Fiber-Coupled Diode Laser Module

888 nm, 75 W, VBG,  
Conduction-Cooled, Single Emitter-Based



OPTICAL PARAMETERS <sup>1</sup>	I5F-HS13.2
Center Wavelength Range <sup>3</sup> (nm)	888
Center Wavelength Tolerance <sup>3</sup> (nm)	±0.6
Output Power <sup>2</sup> (W)	75
Spectral Width (90% power content) (nm)	<1
Wavelength Temp. Coefficient (nm/°C)	0.01
Slope Efficiency (W/A)	>4
Numerical Aperture (NA)	>90% (typ. 95%) in 0.15
FIBER PARAMETERS <sup>5</sup>	
Fiber Core Diameter (μm)	400 ±10
Fiber Clad Diameter (μm)	480 ±10
Fiber Coating Diameter (μm)	830 ± 50
Fiber Loose Tubing Diameter (mm)	2.2
Numerical Aperture <sup>3</sup> (NA)	0.22 ±0.02
Fiber Length (m)	1.5
Fiber Termination	SMA905
ELECTRICAL PARAMETERS <sup>1</sup>	
Power Conversion Efficiency (%)	>45% (typ. 50%)
Threshold Current (I <sub>TH</sub> ) (A)	<4
Operating Current (I <sub>OP</sub> ) (A)	<20 (typ. 18)
Operating Voltage (V <sub>OP</sub> ) (V) max.	10
THERMAL PARAMETERS	
Operating Temperature Range <sup>3,4</sup> (°C)	+20 to +30
Storage Temperature Range <sup>4</sup> (°C)	0 to +55
Recommended Heatsink Capacity (W)	100
Maximum Soldering Temperature for Electrical Leads (°C)	320
Maximum Soldering Time per Lead (s)	10

<sup>1</sup> Data at 25°C base plate temperature.

<sup>2</sup> Reduced lifetime if used above nominal operating conditions.

<sup>3</sup> Others available upon request.

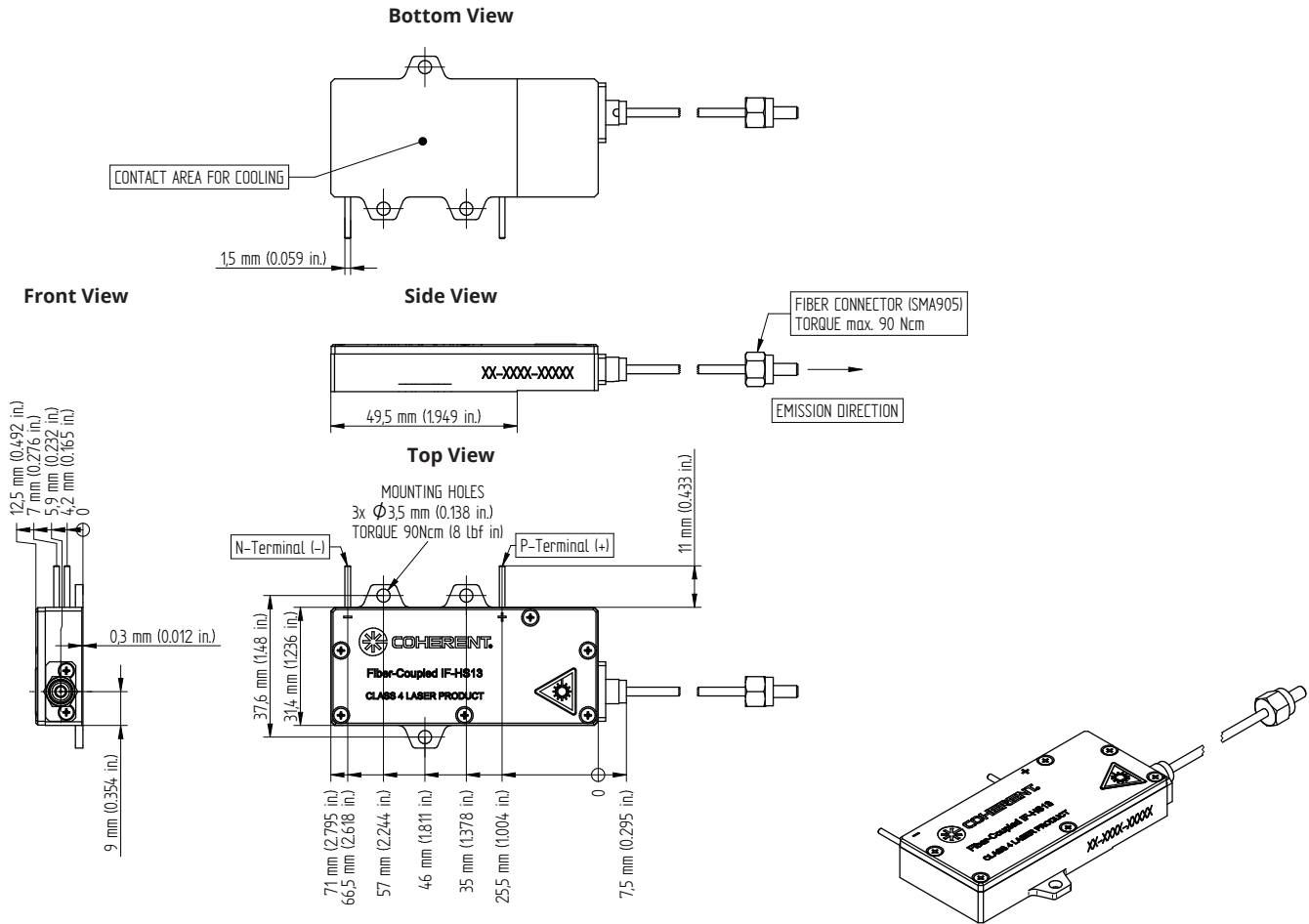
<sup>4</sup> A non-condensing environment is required for storage and operation below the ambient dew point.

<sup>5</sup> Non-detachable fiber.

## MECHANICAL SPECIFICATIONS

### VBG, Conduction-Cooled, Single Emitter-Based Fiber-Coupled Diode Laser Module

15F-HS13



Coherent, Inc.,  
5100 Patrick Henry Drive Santa Clara, CA 95054  
p. (800) 527-3786 | (408) 764-4983  
f. (408) 764-4646

[tech.sales@Coherent.com](mailto:tech.sales@Coherent.com) [www.Coherent.com](http://www.Coherent.com)

Coherent follows a policy of continuous product improvement. Specifications are subject to change without notice.

All rights reserved. For handling precautions, please reference the general handling instruction manual.  
For full details, please visit [www.coherent.com](http://www.coherent.com) or contact your local Sales Representative.  
MC-102020 Copyright ©2020 Coherent, Inc.



Visible / invisible laser radiation.  
Avoid eye or skin exposure to  
direct or scattered radiation!  
Class 4 Laser product  
IEC 60825-1:2014