


THERMOCYCLER XLT2416

Single-Stage Thermoelectric Module



FEATURES

- RoHS EU Compliant
- Rated operating temperature of 125°C
- Ceramic Material: Aluminum Oxide
- Designed for temperature cycling applications
- Capable of rapid heating and cooling rates
- Porch configuration for high strength leadwire connection
- Superior nickel diffusion barriers on elements
- High strength for rugged environment
- RTV sealing option available
- Lapped option available for multiple module applications
- Set of modules ACR matched available

Nominal Performance in Nitrogen

Hot Side Temperature (°C)	27	50
ΔT_{max} (°C)	56	64
Qmax (watts)	34	37
I _{max} (amps)	14.7	14.6
V _{max} (vdc)	3.6	4.0
AC Resistance (ohms)	0.20	--

Ordering Options

Model Number	Description
XLT2416-03AC	Lapped, Leadwires
XLT2416-04AC	Lapped, Leadwires, Sealed
XLT2416-05AC	Lapped, Leadwires, ACR Number Coded
XLT2416-06AC	Lapped, Leadwires, ACR Number Coded
XLT2416-08AC	Lapped, Leadwires, ACR & Height Marked
XLT2416-09AC	Lapped, Leadwires, ACR & Height Marked
XLT2416-16AC	Lapped, Leadwires, ACR Match, Height Match, Set of Six

Operation Cautions

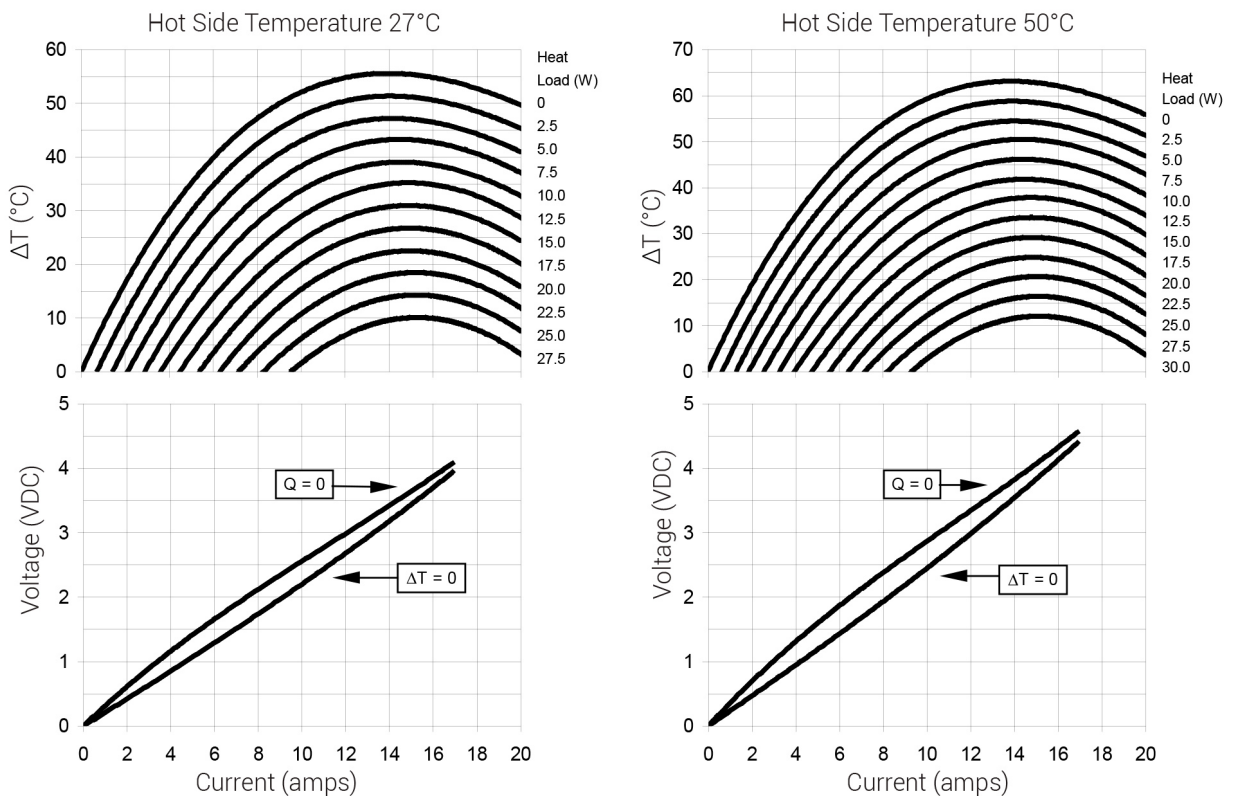
For maximum reliability, storage and operation below 125°C in a non-condensing environment is recommended. To minimize thermal stress, use linear/proportional temperature control or a similar method rather than an ON/OFF method.

Installation

Recommended mounting method: Clamp with uniform pressure to a flat surface with thermal interface material. For additional information, please refer to our TEC Installation Guide.

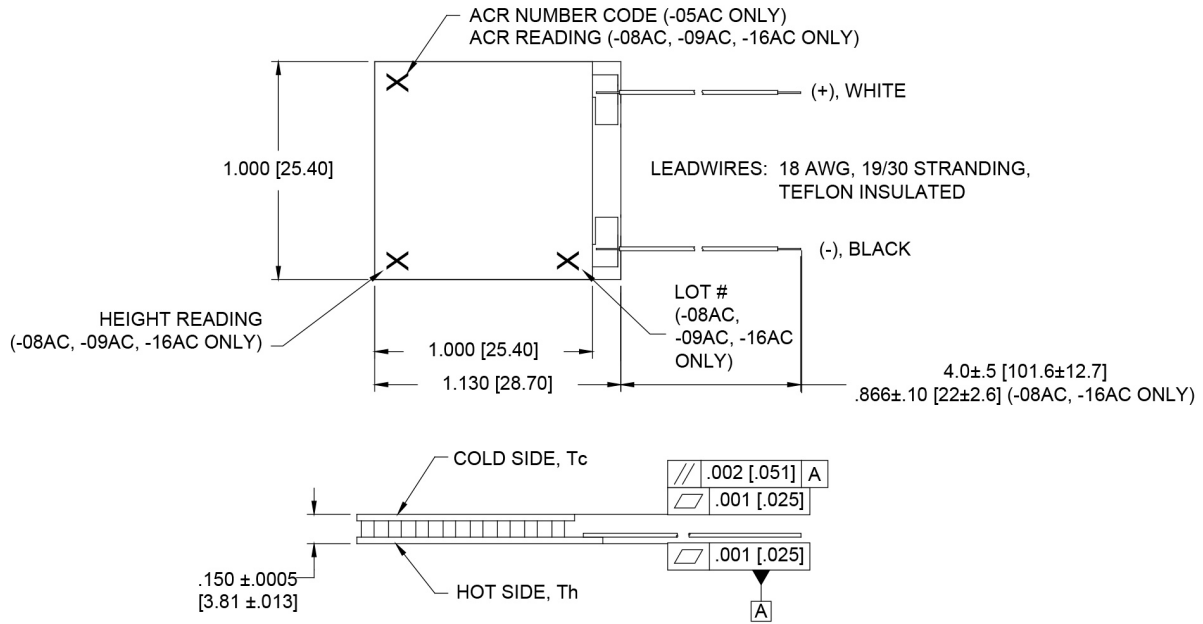
Typical Performance Curves

Environment: One atmosphere dry nitrogen



For performance information in a vacuum or with hot side temperatures other than 27°C or 50°C, please contact us.

Mechanical Characteristics



Dimensions in [] are millimeters

ACR Number Code	ACR Range (ohms)	
2	0.170	0.172
3	0.172	0.175
4	0.175	0.178
5	0.178	0.181
6	0.181	0.184
7	0.184	0.187
8	0.187	0.190
9	0.190	0.193
10	0.193	0.196
11	0.196	0.199
12	0.199	0.202
13	0.202	0.205
14	0.205	0.208
15	0.208	0.211
16	0.211	0.214
17	0.214	0.218